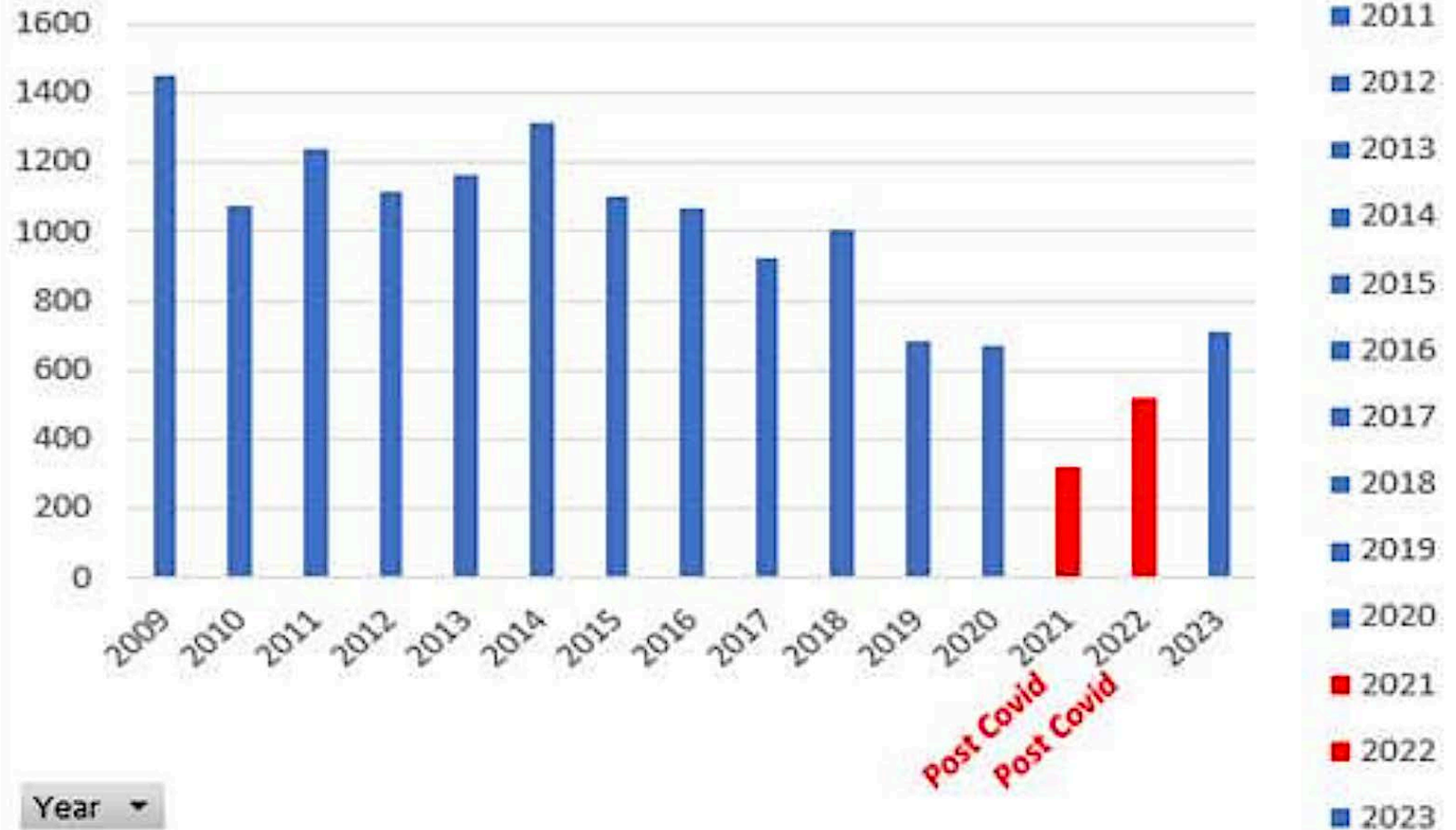


# Chatham Savannah Authority for the Homeless Point in Time Count 2023

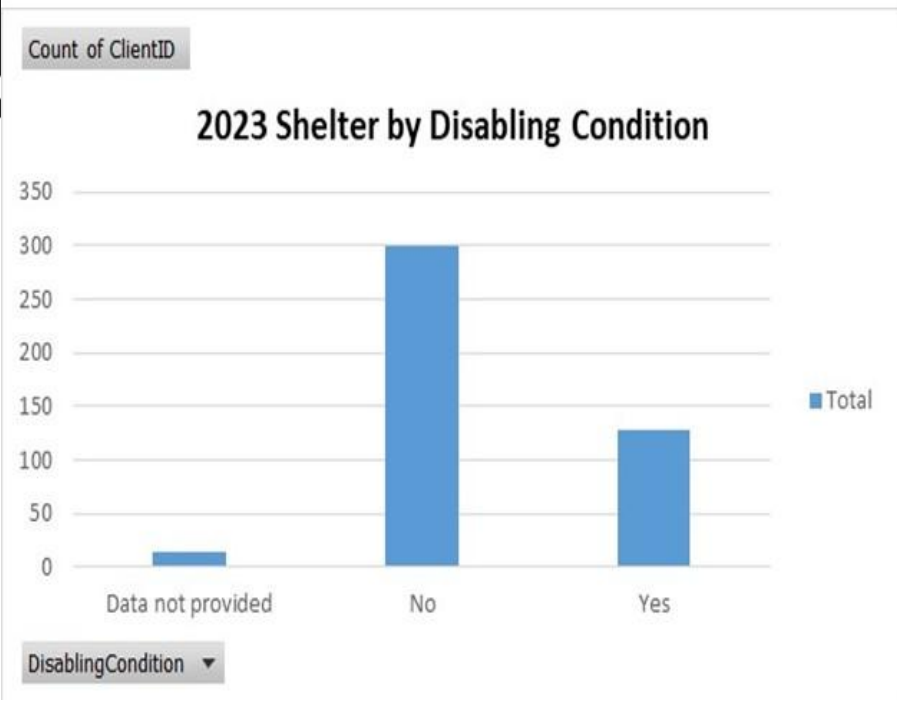
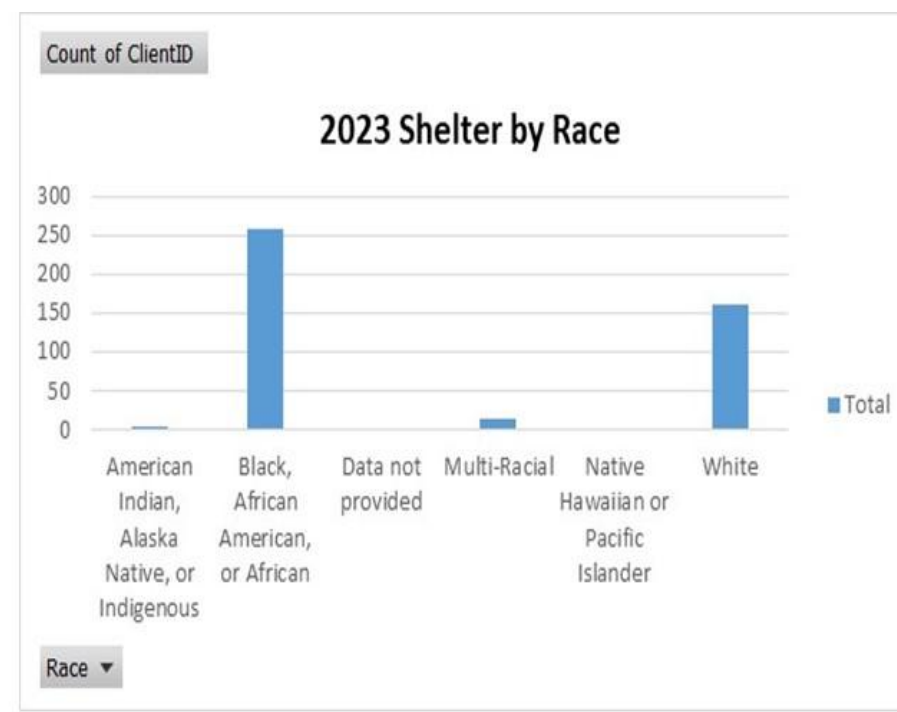
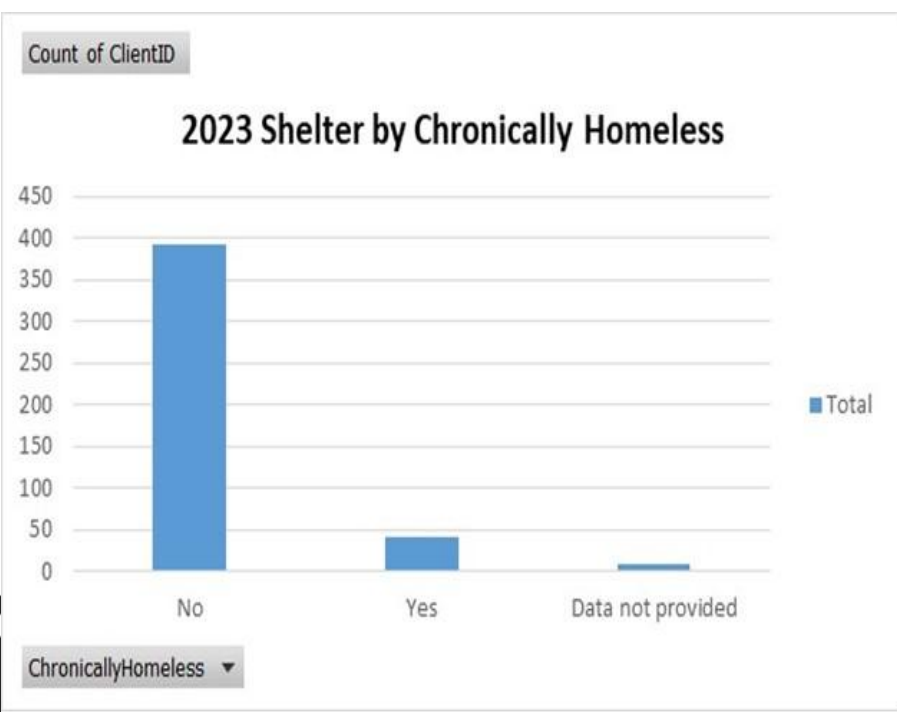


Sum of Total Persons

### 2009 - 2023 Chatham County Sheltered & Unsheltered



**Chatham Savannah Point in Time Count 2023 Sheltered unduplicated total**  
**441**



# Chatham Savannah Point in Time Count 2023 Sheltered Data Review CSAH

## **1. Men (295) outnumbered women (144) by more than 2 to 1.**

Key factors: more bed inventory for men than women. Examples; Old Savannah City Mission, Union Mission Grace House for Men and more male bed spaces than female bed spaces at Inner City Night Shelter.

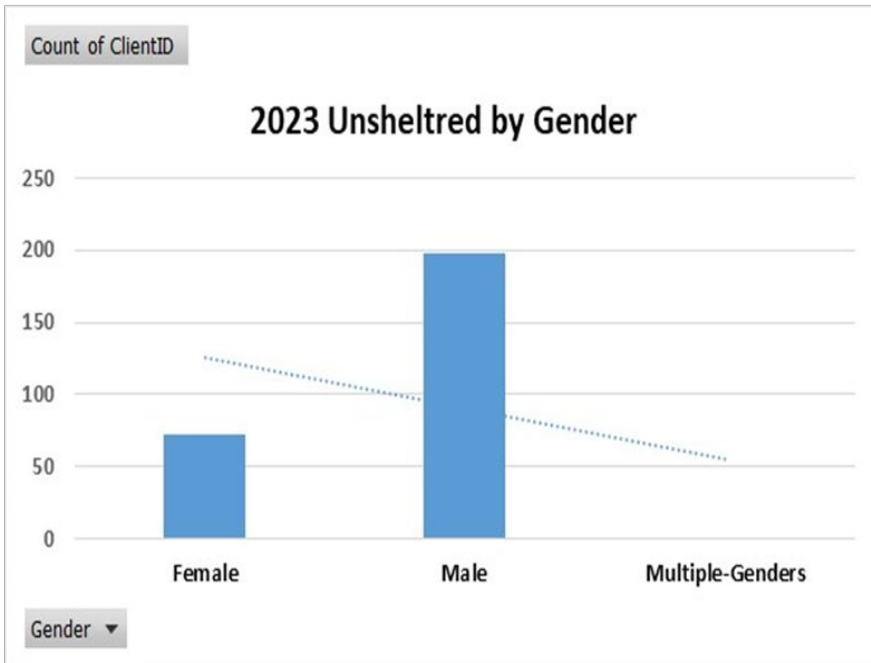
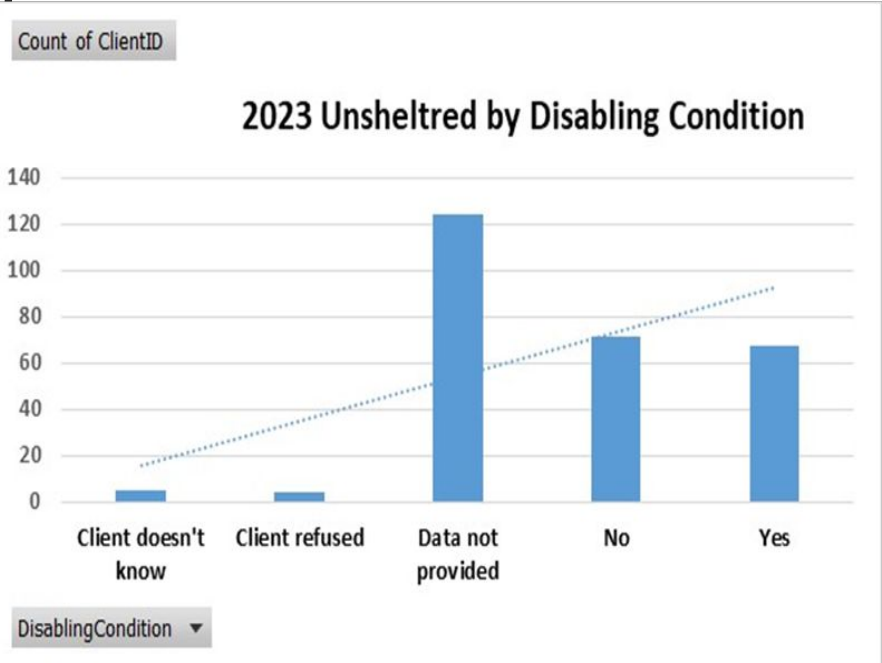
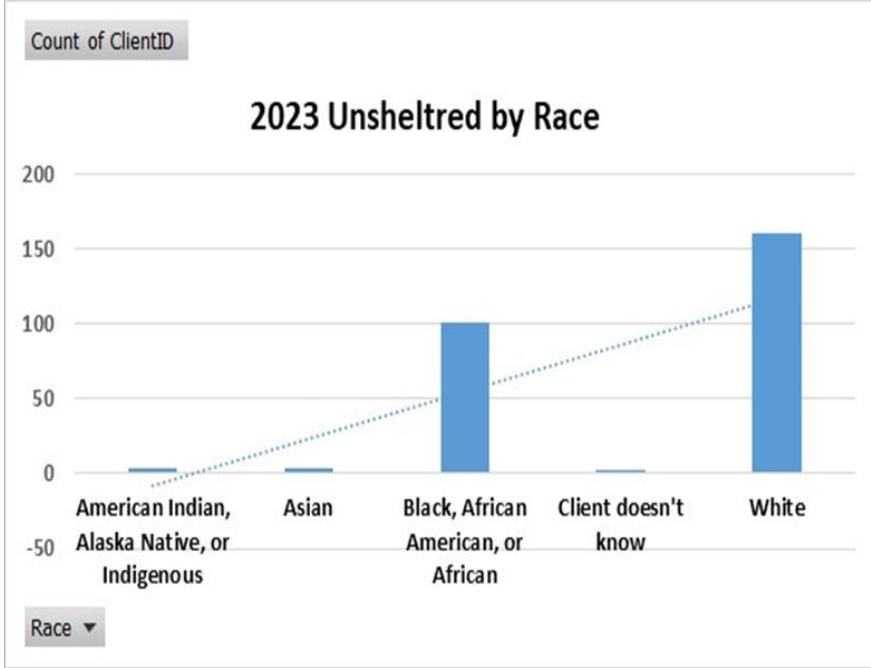
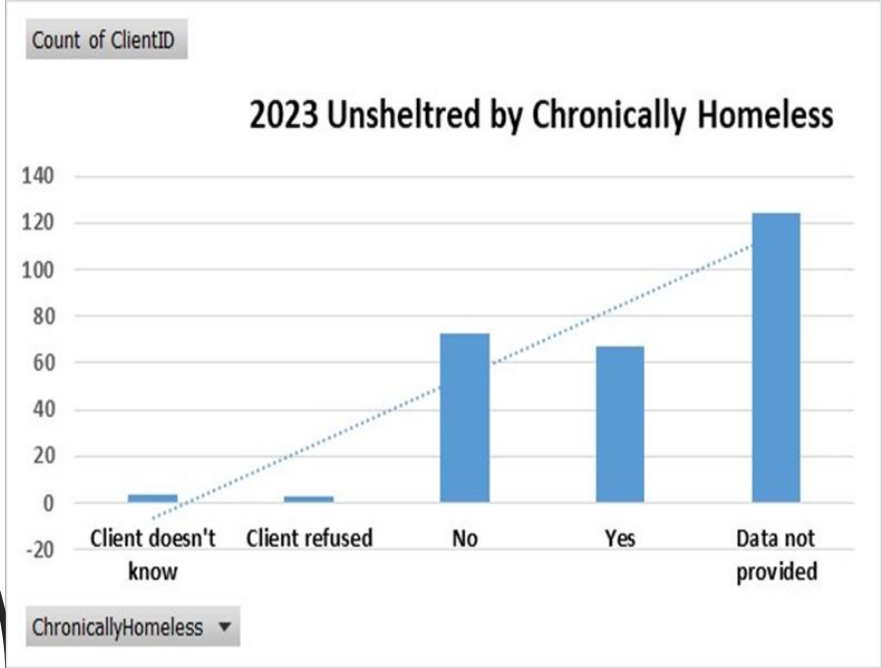
## **2. There are a higher number of single unattached adults (370), while 66 adult shelter residents have children.**

Key factor: more bed inventory for single adults, nearly 6 times more, than available bed inventory for families with children.

**3. Chronic homeless status of shelter participants revealed only 9.3% as being “chronically homeless” and the vast majority or 88.89% as not chronically homeless.** This is a significant finding signaling a vast majority of participants currently in shelters are episodically homeless and could mean many are experiencing homelessness for the first time.

**4. The data also revealed 67.8% or 299 shelter participants with no disabling condition while 29% or 128 shelter residents reported a disabling condition.** This is significant finding as many permanent supportive housing programs for people experiencing homelessness have eligibility requirements and criteria around disabilities (mental health, physical health and/or addiction) and chronic homelessness. **There is a critical shortage of housing for people without these qualifications.**

**Chatham Savannah Point in Time Count 2023 Unsheltered unduplicated total**  
**271**



# Chatham Savannah Point in Time Count Unsheltered Data Review

1. Men (198) outnumber women (72) by more than 2 to 1. 73% male to 26% female
2. 80 people were 35-44 years old (29%), 57 people were 55-64 years old (21%), 55 people were 45-54 years old (20%), 46 people were 25-34 years old (16.9%), 25 people were 65 + (9.2%), 7 people were 18-24 (2.5%) and 1 person was 17 years old.
3. 224 people were unsheltered in Savannah (which includes the unincorporated areas of Chatham) and 45 were unsheltered in Pooler/Bloomingdale and 2 in Port Wentworth.
4. 67 self reported a disabling condition & 67 self reported as Chronically Homeless. This signifies high vulnerability- potentially life threatening.
5. 18 reported as Veterans
6. 69 people have been unsheltered for more than 36 months.



# Notable Findings P.I.T.2023

The 2023 Point in Time Count data for individuals and families in shelters show participants who identify as Black or African American are more likely to experience sheltered homelessness in comparison to other races, and those who identify as male are more likely to experience sheltered homelessness than other genders.

The 2023 PIT data for unsheltered individuals show people who identify as white are more likely to experience unsheltered homelessness in comparison to other races and those who identify as male are more likely to experience unsheltered homelessness than other genders.

# Mckinney Vento Student P.I.T 2023 Data

Chatham County  
School System  
reported 520 students  
registered as  
Mckinney Vento

Of the 520 students,  
120 were living in a  
hotel/motel.



# Factors Contributing to the Increase

•Several factors contributed to the increase in PIT totals from 2022 (523) to 2023 (712), including but not limited to;

1. New methodology
2. Use of new technology (Counting US app with geo mapping capability)
3. Identification and higher participation levels of additional providers for the sheltered count.
4. More street outreach programs
5. Better counting techniques
6. Lack of affordable housing
7. The pandemic.